

GREEN BAY PACKERS

NFC NORTH

Projected '11 Finish: 13-3 1st Place



2010 10-6

PT DIF H A DIV
+148 7-1 3-5 4-2

LEADERS

QB	Aaron Rodgers	3922 yds, 312-475 (65.7%), 28-11, 101.2 QBR
RB	Brandon Jackson	703 yds, 190 att, 3.7 ypc, long 71, 3 TD's
REC	Greg Jennings	1265 yds, 76 rec, 16.6 ypc, long 86, 12 TD's
SCR	Mason Crosby	112 pts, 22 FG's, 46 XP's
TKL	AJ Hawk	111 tkls, 72 solo

2009 11-5

PT DIF H A DIV
+164 6-2 5-3 4-2

LEADERS

QB	Aaron Rodgers	4434 yds, 350-541 (64.7%), 30-7, 103.2 QBR
RB	Ryan Grant	1253 yds, 282 att, 4.4 ypc, long 62, 11 TD's
REC	Greg Jennings	1113 yds, 68 rec, 16.4 ypc, long 83, 4 TD's
SCR	Mason Crosby	129 pts, 27 FG's, 48 XP's
TKL	Nick Barnett	105 tkls, 82 solo

2008 6-10

PT DIF H A DIV
+39 4-4 2-6 4-2

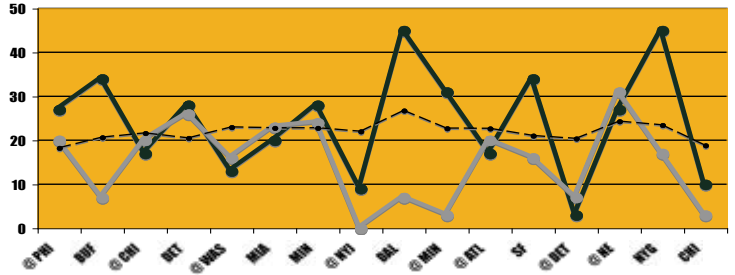
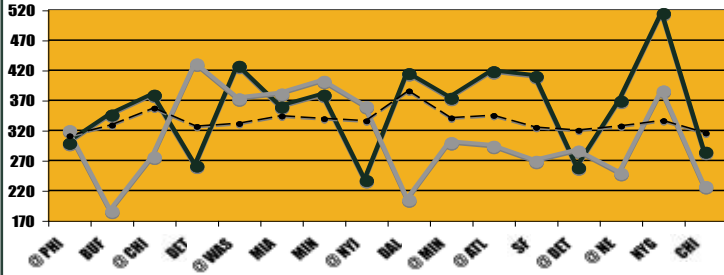
LEADERS

QB	Aaron Rodgers	4038 yds, 341-536 (63.6%) 28-13, 93.8 QBR
RB	Ryan Grant	1203 yds, 312 att, 3.9 ypc, long 57, 4 TD's
REC	Greg Jennings	1292 yds, 80 rec, 16.2 ypc, long 63, 9 TD's
SCR	Mason Crosby	127 pts, 27 FG's, 46 XP's
TKL	AJ Hawk	86 tkls, 67 solo

2010 Offensive YPG: #9 • 2010 Defensive YPG: #5

TM: Team Color • OPP: Grey
Dotted Line = NFL AVG

2010 Offensive PPG: #10 • 2010 Defensive PPG: #2



2010 GAME-BY-GAME STATS

OPPONENT	SCORE	TOTAL OFF	FD	RUSH ATT-YDS	AVG	CO-ATT	YDS	SKS	TOTAL DEF	FD	RUSH ATT-YDS	AVG	CO-ATT	YDS	SKS	TO'S	YDS DIFF	GAME GRADE	SEASON RANK	NFL RANK
at Philadelphia	27-20	299	22	33-132	4.0	19-31	167	3	320	16	20-149	7.5	21-34	171	6	-1	-21	88.5	#11	#138
Buffalo	34-7	346	18	27-91	4.2	19-29	255	0	186	14	32-124	3.9	11-18	62	4	2	160	92.3	#7	#76
at Chicago	17-20	379	21	15-63	4.2	34-45	316	0	276	18	18-77	4.3	16-27	199	3	-1	103	85.5	#13	#192
Detroit	28-26	261	16	21-92	4.4	12-17	169	2	431	24	21-123	5.9	34-54	308	3	-1	-170	74.8	#20	#407
at Washington	13-16	427	17	17-157	9.2	27-46	270	4	373	21	21-51	2.4	26-49	322	5	0	-54	84.6	#15	#207
Miami	20-23	359	16	21-76	3.6	18-33	283	5	381	26	39-150	3.8	23-39	231	0	-1	-22	78.2	#17	#345
Minnesota	28-24	379	20	23-84	3.7	21-35	295	0	402	21	36-196	5.4	16-29	201	1	1	-23	77.6	#18	#358
at NY Jets	9-0	237	13	26-81	3.1	15-34	156	2	360	15	29-119	4.1	16-38	241	2	3	-123	90.3	#9	#108
Dallas	45-7	415	26	35-138	3.9	27-35	277	1	205	12	14-39	2.8	19-30	166	4	4	210	105.6	#1	#8
at Minnesota	31-3	374	20	30-91	3.0	23-32	283	3	300	15	18-93	5.2	17-38	207	1	-2	74	96.7	#4	#42
at Atlanta	17-20	418	22	23-77	3.3	26-35	341	1	294	19	27-117	4.3	24-28	177	2	-1	124	82.0	#16	#272
San Francisco	34-16	410	21	34-136	4.0	21-30	274	4	269	11	22-97	4.4	10-25	172	4	1	141	90.4	#8	#106
at Detroit	3-7	258	13	20-66	3.3	22-37	192	4	286	15	41-190	4.6	10-22	96	2	-1	-28	77.5	#19	#359
at New England	27-31	369	26	38-143	3.8	24-37	226	5	249	14	16-113	7.1	15-24	136	3	-2	120	94.1	#5	#59
NY Giants	45-17	515	27	35-119	3.4	25-37	396	2	386	16	21-90	4.3	17-33	296	1	5	129	102.8	#2	#14
Chicago	10-3	284	14	23-60	2.6	19-28	224	2	227	13	20-110	5.5	21-39	117	6	0	57	85.3	#14	#197
at Philadelphia	21-16	309	20	32-138	4.3	18-27	171	2	352	18	21-81	3.9	20-36	271	3	-1	-43	88.6	#11	#135
at Atlanta	48-21	442	28	31-96	3.1	31-36	346	2	194	15	14-45	3.2	20-29	149	5	3	248	102.6	#3	#17
at Chicago	21-14	356	23	32-120	3.8	17-30	236	1	301	17	24-83	3.5	19-38	218	2	1	55	89.8	#10	#118
at Pittsburgh	31-25	338	15	13-50	3.8	24-39	288	3	387	19	23-126	5.5	25-40	261	1	3	-49	92.3	#6	#75
TOTALS	509-316	7175	398	529-2010	3.8	442-673	5165	46	6179	339	477-2173	4.6	380-670	4006	58	16	996	1779.6	#1	#1
AVERAGES	25-16	359	20	26-101	3.9	65.7%	258	6.8%	309	17	24-109	4.5	56.7%	200	8.7%	1	50	89.0	#3	#3
HOME	31-15	371	20	27-100	3.7	66.4%	272	6.6%	311	17	26-116	4.5	56.6%	195	8.6%	2	60	88.4	#5	#5
AWAY	27-19	421	24	31-121	3.9	65.3%	299	7.0%	369	20	27-124	4.6	56.8%	245	8.7%	1	51	107.3	#1	#1
Vs DIVISION	20-14	327	18	23-82	3.6	66.1%	245	5.4%	318	18	25-125	5.0	53.8%	193	7.3%	0	10	83.9	#13	#13
Vs NON-DIVISION	31-18	407	23	30-120	4.0	65.5%	288	7.6%	330	18	25-108	4.3	58.4%	221	9.5%	0	77	99.4	#1	#1



LB Clay Matthews

2010 GAME-BY-GAME PLAYER STATS

GREEN: DNP
YELLOW: TM LEADER

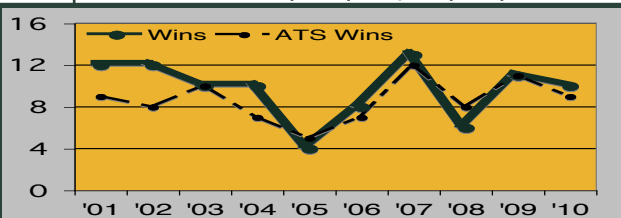
	Name	Gm 1	Gm 2	Gm 3	Gm 4	Gm 5	Gm 6	Gm 7	Gm 8	Gm 9	W	Gm 10	Gm 11	Gm 12	Gm 13	Gm 14	Gm 15	Gm 16	Wildcard	CSF	CF	SB	Total	
		@ PHI	BUF	@ CHI	DET	@ WAS	MIA	MIN	@ NYJ	DAL		BY	@ MIN	@ ATL	SF	@ DET	@ NE	NYG	CHI	@ PHI	@ ATL	@ CHI		↑ PIT
QB'S	Aaron Rodgers	19-31	19-29	34-45	12-17	27-46	18-33	21-34	15-34	27-34		22-31	26-35	21-30	7-11	25-37	19-28	18-27	402-36	17-30	24-39		402-607	
	Matt Flynn	188-2-2	255-2-0	316-1-1	181-3-2	293-1-1	313-1-1	295-2-2	170-0-0	289-3-0		301-4-0	344-1-0	298-3-0	46-0-1	INA	404-4-0	229-1-1	180-3-0	366-3-0	244-0-2	304-3-0		5016-37-13
RB'S	Brandon Jackson	18-63	11-29	7-12	9-33	10-115	12-53	13-58	15-55	13-42		14-28	10-26	4-13	7-19	22-99	18-39	7-19	3-10	1-13	2-5	0-0		196-731-3.7
	James Starks	PUP	PUP	PUP	PUP	PUP	PUP	PUP	PUP	PUP		INA	INA	18-73	6-8	INA	INA	5-20	23-123	25-66	22-74	11-52		110-416-3.8
	Aaron Rodgers	5-9	5-20	2-20	3-20	4-30	4-14	3-14	3-5	5-41		3-21	12-51	4-39	2-25	INA	2-26	7-21	3-4	2-13	7-39	2-(-2)		78-410-5.3
	John Kuhn	2-15	9-36	6-31	9-39	3-12	5-9	7-12	8-21	13-50		0-0	0-0	6-13	0-0	6-21	6-22	4-0	3-1	2-5	1-2	0-0		90-289-3.2
REC'S	Greg Jennings	5-82	3-36	2-18	2-25	2-22	6-133	6-74	6-81	7-80		7-152	5-119	6-122	4-52	4-30	7-142	4-97	1-8	8-101	8-130	4-64		97-1568-16.2
	Jordy Nelson	1-7	2-26	3-20	0-0	3-42	4-64	4-25	5-55	4-42		3-20	5-61	2-15	2-26	1-16	4-124	2-39	0-0	8-79	4-67	9-140		66-868-13.2
	James Jones	2-10	3-32	5-55	1-15	4-65	0-0	4-107	0-0	8-123		3-51	5-44	2-8	3-30	5-96	4-36	1-8	1-9	4-75	1-10	5-50		61-823-13.5
	Donald Driver	5-30	4-38	9-61	3-89	4-58	3-31	0-0	0-0	INA		4-31	2-26	4-73	2-12	3-31	3-44	5-41	5-56	6-76	1-9	2-28		65-734-11.3
	Brandon Jackson	2-12	1-10	4-27	1-1	5-25	3-29	3-46	2-17	4-26		4-38	3-10	4-63	3-9	1-3	1-10	2-16	2-27	1-7	1-16	1-14		48-406-8.5
	Jermichael Finley	4-47	4-103	9-115	4-36	0-0	INA	IR	IR	IR		IR	IR	IR	IR	IR	IR	IR	IR	IR	IR	IR		21-301-14.3
Tacklers	Andrew Quarless	INA	INA	0-0	0-0	4-51	1-23	2-16	0-0	INA		1-14	3-35	1-4	5-62	2-12	1-16	1-5	2-27	2-14	0-0	1-5		26-284-10.9
	John Kuhn	0-0	0-0	2-20	0-0	2-5	0-0	0-0	0-0	2-12		0-0	1-9	1-4	1-6	3-27	2-7	1-7	3-33	2-14	1-6	0-0		21-150-7.1
	Desmond Bishop	0	INA	2	2	13-1	10	8-0-1	10	4-1		5	10	7	10	7-1	9	6	4-1	6	8	8		129-4-1
	AJ Hawk	1	9	5	12-0-1	9	13	11-0-1	5	3		3	6	4	10	3	6-0-1	11-0-5	3	2	6	5		127-0-5-3
	Charles Woodson	5	5	5	13-0-1	6	5	6	3-0-1	5-1		7	8	4	7	4	3	6-1	6	6-1	3	3		110-3-2
	Charlie Peprah	0	0	INA	INA	5	11	6	4	2		1	9	7	7-0-1	1	6	4-0-1	4	8	3	10		88-0-2
	Nick Collins	3	8	4	3	3	4	6-0-1	6	4		9	4	3-0-1	3	2	5-0-1	3-0-1						

GREEN BAY PACKERS

Green Bay, Wisconsin • weather.com: zip code 54304

Date	Opponent	Line	Score	W/L	DATE	OPP	LINE	SCORE	SU	ATS	O/U	DATE	OPP	LINE	SCORE	SU	ATS	O/U	Team Angles
Sep 8	New Orleans (Thur)				11/24/2008	@ NO	E	29-51	L	L	0 51	10/09/2005	NO	-3	52-3	W	W	0 43	The Super Bowl Champ from the prev season has won 11 str ssn openers by an avg score 25-12 (last loss was Denver, '99).
Sep 18	at Carolina				09/17/2006	NO	+2	27-34	L	L	0 39	09/15/2002	@ NO	-1	20-35	L	L	0 45	Packers are 4-2S/'01 vs CAR but did lose the last meeting ('08) 35-31. GB finished below .500 on the road LY (1st time S'06).
Sep 25	at Chicago				11/30/2008	CAR	-3	31-35	L	L	0 41	10/03/2005	@ CAR	+7	29-32	L	W	0 43	The visitor is 1-6 in this heated rivalry. LY on MNF the Packers had a tm rec 18 penalties incl a key fym in the final minute.
Oct 2	Denver				11/18/2007	CAR	-9	31-17	W	W	0 37	09/13/2004	@ CAR	+3	24-14	W	W	0 43	The Packers have won the 2 most recent meetings with the Broncos ('03 & '07). GB is just 4-7 in its L/11 gms vs the AFC.
Oct 9	at Atlanta (Night)				09/27/2010	@ CHI	-3	17-20	L	L	0 46	12/22/2008	@ CHI	+4	17-20	L	W	0 40	LY QB Rogers guided GB on a long drive, 17-17 w/56 left. ATL kicked the GW FG w/09. GB did get revenge in the playoffs (42 pts in just 2Q's).
Oct 16	St Louis				12/13/2009	@ CHI	-4	21-14	W	W	0 41	12/23/2007	@ CHI	-3	7-35	L	L	0 32	GB has blasted St Louis in the L/2 meetings (33-14 in '07 & 36-17 in '09). The home team has dropped 3 straight in the series.
Oct 23	at Minnesota				10/29/2007	@ DEN	+3	19-13	W	W	0 43	11/09/2008	@ MIN	+2	27-28	L	W	0 44	The Packers have won B2B meetings with the Vikings and 7 of the 10 L/10. LY here the Packers routed the Vikings after a bye.
Oct 30	BYE				12/28/2003	DEN	-10	31-3	W	W	0 41	11/13/2005	@ ATL	+9	33-25	W	W	0 42	Green Bay has won the L/7 by the bye including winning 2 of the L/3. The Packers are also 5-2 the L/7 after the bye.
Nov 6	at San Diego				11/28/2010	@ ATL	+1	17-20	L	L	0 47	09/08/2002	ATL	-7	37-34	W	L	0 42	Green Bay has outscored its opponent the L/2Y by a comb 57-3 after the bye. GB has won 5 str over SD by an avg of 18 ppg.
Nov 14	Minnesota (Mon)				10/05/2008	ATL	-3	24-27	L	L	0 40	11/11/2007	MIN	-5	34-0	W	W	0 40	Packers lead this series 51-48-1 into 2011. GB has won just 1 of its L/5 MNF appearances (last win hosting MIN in '08).
Nov 20	Tampa Bay				09/27/2009	@ STL	-6	36-17	W	W	0 42	09/25/2005	TB	+3	16-17	L	W	0 37	Green Bay has dropped 3 str to former div rival Tampa Bay and 4 of the L/5. GB is 5-1 the wk following MNF the last 4 ssn.
Nov 24	at Detroit (Thur)				12/16/2007	@ STL	-7	33-14	W	W	0 45	11/16/2003	@ TB	+3	20-13	W	W	0 41	This will mark the 4th time in the McCarthy era that GB will play on Thurs (2-0). GB hasn't dropped 2 str vs DET S/91 (swept).
Dec 4	at NY Giants				12/12/2010	@ DET	-6	3-7	L	L	0 46	09/14/2008	@ DET	-3	49-25	W	W	0 45	GB has won 3 of the L/4 vs the NYG incl LY. GB took adv of 6 NYG TO's (4 int by Manning). Rogers had 404 pass yds & 4 TD's.
Dec 11	Oakland				11/28/2009	@ DET	-11	34-12	W	W	0 48	11/22/2007	@ DET	-3	37-26	W	W	0 47	Packers have reeled off 5 str wins over OAK including hammering them in '03 & '07 (recent meetings) by a combined 79-14.
Dec 18	at Kansas City				12/28/2010	NYG	-3	45-17	W	W	0 43	10/03/2004	NYG	-6	7-14	L	L	0 45	The visitor has actually won each of the 2 most recent gms ('03 & '07). GB was 0-2 on the road in Dec LY but 3-0 in Dec/Jan HG's.
Dec 25	Chicago (Night)				12/09/2007	OAK	-10	38-7	W	W	0 40	01/06/2002	CHI	-3	37-3	W	W	0 43	LY Rogers tossed a 4Q TD pass (only TD of gm) as GB clinched the WC. GB trailed 3-0 at HT as temps were 19° (windchill 5°).
Jan 1	Detroit				12/22/2003	@ OAK	-5	41-7	W	W	0 43	11/16/2006	CHI	-3	37-3	W	W	0 43	CB Woodson ret'd an int 48 yd for a TD and a 28-14 3Q GB lead. GB held off a comeback as DET settled for 4 FG's (last a 24 yd'r).
					11/04/2007	@ KC	+2	33-22	W	W	0 37	10/07/2007	CHI	-3	20-27	L	L	0 40	
					10/12/2003	KC	-3	34-40	L	L	0 47	12/28/2008	DET	-11	31-21	W	L	0 42	
					01/02/2011	CHI	-10	10-3	W	L	0 42	12/30/2007	CHI	-5	34-13	W	W	0 39	
					09/13/2009	CHI	-4	21-15	W	W	0 46	10/07/2007	CHI	-3	20-27	L	L	0 40	
					10/03/2010	DET	-14	28-26	W	L	0 45	12/28/2008	DET	-11	31-21	W	L	0 42	
					10/18/2009	DET	-14	26-0	W	W	0 48	12/30/2007	CHI	-5	34-13	W	W	0 39	

Last 4 Meetings Since 2001. Division is L/4 at Site



	2001	2002	2003	2004	2005	2006	2007	2008	2009	2010	10 Yr Total
STRAIGHT UP	12-4	12-4	10-6	10-6	4-12	8-8	13-3	6-10	11-5	10-6	84-60
Home	7-1	8-0	5-3	4-4	3-5	3-5	7-1	4-4	6-2	7-1	47-25
Away	5-3	4-4	5-3	6-2	1-7	5-3	6-2	2-6	5-3	3-5	37-35
ATS	9-7	8-8	10-6	7-8-1	5-9-2	7-7-2	12-3-1	8-8	11-5	9-7	77-61-6
Home Favorite	4-3	5-3	5-3	2-6	1-3-1	2-1	4-1-1	2-4	4-3	5-3	30-27-2
Home Dog	1-0	0-0	0-0	0-0	1-1-1	0-3-1	2-0	1-1	1-0	0-0	5-5-2
Away Favorite	4-3	0-3	3-2	1-0-1	0-1	0-0	3-1	1-1	4-1	2-3	14-12-1
Away Dog	0-1	3-2	2-1	4-2	3-4	5-2-1	3-1	4-1	2-1	2-1	28-15-1
On Grass	9-5	7-4	9-4	5-7-1	3-6-2	5-6-1	8-2-1	5-7	9-4	6-5	57-45-5
On Turf	0-2	1-4	1-2	2-1	2-3	2-1-1	4-1	3-1	2-1	3-2	20-16-1
vs Conf	6-6	5-7	7-5	7-5	4-6-2	6-4-2	8-3-1	6-6	8-4	6-6	57-46-5
vs Non-Conf	3-1	3-1	3-1	0-3-1	1-3	1-3	4-0	2-2	3-1	3-1	20-15-1
Off SU Win	6-5	7-5	5-4	4-4-1	0-3	3-4	9-3	3-2	6-4	4-5	41-34-1
Off SU Loss	2-2	1-2	5-1	2-4	5-5-2	4-2-2	2-0-1	4-6	4-1	4-2	31-23-5
FAVORITE	8-6	5-6	8-5	3-6-1	1-4-1	2-1	7-2-1	3-5	8-4	7-6	44-39-3
By 3 or Less	2-2	0-1	1-1	1-1-1	1-1	0-0	2-1-1	2-2	0-1	4-3	11-11-2
Single Digit	7-4	4-6	8-5	3-6-1	1-4-1	2-1	6-2-1	3-4	5-4	6-4	38-36-3
Double Digit	1-2	1-0	0-0	0-0	0-0	0-0	1-0	0-1	3-0	1-2	6-3
UNDERDOG	1-1	3-2	2-1	4-2	4-5-1	5-5-2	5-1	5-2	3-1	2-1	33-20-3
By 3 or Less	1-1	2-2	0-0	3-0	0-1	1-1-1	4-0	3-2	3-0	0-1	16-7-1
Single Digit	1-1	3-2	2-1	4-2	4-5-1	5-4-1	5-1	5-2	3-1	1-1	32-19-2
Double Digit	0-0	0-0	0-0	0-0	0-0	0-1-1	0-0	0-0	0-0	1-0	1-1-1
DIVISION	3-5	3-3	4-2	3-3	0-5-1	4-2	4-2	5-1	4-2	2-4	29-24-1
Home Favorite	2-2	2-1	2-1	0-3	0-2	1-1	2-1	2-1	2-1	1-2	12-13
Home Dog	0-0	0-0	0-0	0-0	0-0-1	0-1	0-0	0-0	0-0	0-0	0-1-1
Away Favorite	1-2	0-2	1-1	0-0	0-1	0-0	2-1	1-0	2-0	1-2	7-7
Away Dog	0-1	1-0	1-0	3-0	0-2	3-0	0-0	2-0	0-1	0-0	10-3
VS NON-DIV	6-2	5-5	6-4	4-5-1	5-4-1	3-5-2	8-1-1	3-7	7-3	7-3	48-37-5
Home Favorite	2-1	3-2	3-2	2-3	1-1-1	1-0	2-0-1	0-3	2-2	4-1	18-14-2
Home Dog	1-0	0-0	0-0	0-0	1-1	0-2-1	2-0	1-1	1-0	0-0	5-4-1
Away Favorite	3-1	0-1	2-1	1-0-1	0-0	0-0	1-0	0-1	2-1	1-1	7-5-1
Away Dog	0-0	2-2	1-1	1-2	3-2	2-2-1	3-1	2-1	2-0	2-1	18-12-1

RET STR	TOT	OFF	OFF	OFF	OFF	PASS	OFF	SKS	TOTAL	RET STR	TOT	DEF	DEF	DEF	DEF	PASS	DEF	SKS	BY								
		PTS	RUSH	YPC	PASS	% YPP	VS	TURN				PTS	RUSH	YPC	PASS	% YPP											
11*	358	(9)	24.3	100	(24)	3.8	258	(5)	65.1	14.7	38	(19)	10	2010	10	309	(5)	15.0	115	(18)	4.7	194	(5)	56.2	20.6	47	(2)
10*	379	(6)	28.8	118	(14)	4.3	261	(7)	64.6	13.2	51	(32)	24	2009	11*	284	(2)	18.6	83	(1)	3.6	201	(5)	54.4	15.3	37	(11)
10*	351	(8)	26.2	113	(17)	4.1	238	(8)	63.4	13.4	34	(19)	7	2008	10*	334	(20)	23.8	132	(26)	4.6	203	(12)	55.4	14.1	27	(25)
9*	371	(2)	27.2	100	(21)	4.1	271	(2)	66.3	13.6	19	(3)	4	2007	9*	313	(11)	18.2	103	(13)	3.9	210	(12)	55.2	17.2	36	(13)
8	341	(9)	18.8	104	(23)	3.9	237	(8)	55.6	18.1	24	(5)	0	2006	8*	321	(12)	22.9	114	(14)	4.1	217	(17)	55.5	14.0	46	(4)
9*	320	(18)	18.6	85	(30)	3.4	235	(7)	61.2	17.2	27	(5)	-24	2005	10*	293	(7)	21.5	126	(23)	4.0	168	(1)	58.6	13.6	35	(20)
11*	397	(3)	26.5	119	(10)	4.3	278	(3)	63.9	15.0	14	(1)	-13	2004	10	346	(25)	23.8	117	(14)	4.6	229	(25)	60.6	14.6	40	(9)
10*	362	(4)	26.5	160	(3)	5.0	203	(16)	65.5	13.7	19	(2)	0	2003	7*	319	(17)	23.8	106	(10)	4.1	213	(23)	55.3	13.4	34	(20)
-	348	(12)	26.5	121	(12)	4.3	227	(10)	62.2	13.1	27	(9)	17	2002	-	312	(12)	23.8	125	(21)	4.8	187	(3)	54.0	13.1	43	(6)
-	341	(6)	26.5	106	(21)	4.1	236	(3)	61.6	12.9	22	(3)	12	2001	-	39	(12)	23.8	111	(16)	4.4	198	(15)	58.5	13.0	52	(3)



LAMBEAU FIELD
 OPENED 9/29/1957 CAPACITY: 72,928 (#10)
 2010 ATTENDANCE: HOME: 70,795 (#9) AVG: 70,166 (#7)

2006 RESULTS					2007 RESULTS					2008 RESULTS					2009 RESULTS					2010 RESULTS				
Opponent	Line	Score	ATS	O/U	Opponent	Line	Score</																	

GREEN BAY PACKERS

OFFENSIVE OUTLOOK FOR 2011

QUARTERBACKS - After becoming the first player in NFL history with 4,000 yards passing in his first 2 seasons as a starter, Aaron Rodgers finished up his 3rd year as a starter with a Super Bowl win, matching the lone title that his predecessor Brett Favre was able to get during his illustrious career in Green Bay. While barely missing out on a 3rd consecutive 4,000 yard reg ssn (3922), Rodgers' 264 ypg average is the same mark that Peyton Manning has been able to put together in his 13 years in the league. His 98.4 career passing rating (101.2 LY) and 87-32 career ratio is also worth noting as his decision making continues to improve. Not to mention the fact that his OL kept him upward in better fashion (31 sacks) than in '09 (50) when they allowed him to be sacked once per every 10.8 attempts. Rodgers has also finished in the Top 3 among QB's in rushing (356 yds in '10) the L2Y as he moves around very well in the pocket and is not afraid to take shots down field, although coaches will try to have him refrain from that in the future after he suffered 2 concussion in his Super Bowl winning campaign. Matt Flynn showed that he can play in the league last year, when given the opportunity, with a solid performance in his lone start against NE, as he hit 65% of his passes with a 3-1 ratio, nearly pulling out the upset. Former Texas Tech gunslinger Graham Harrell was brought in a year ago as the #3 man here and while he did spend most of the year with the practice squad, he saw some extensive practice time at the end of the year with Rodgers nursing his concussion. Rodgers has come a long way since his rookie year and his career has proven the notion that it's alright to sit for a few seasons in order to reap the rewards down the line.

QB AARON RODGERS #12 6-2 220 Age: 27 7th Yr (15/15)
#1DC GB '05 - 3922 pass yd (65.7%), 28-11 ratio,
8.3 ypa, **101.2 QBR**, 356 rush yd, 31 sks, out 1 gm
(concussion) LY. 16 sts, 4434 pass yds (65%), 30-7 ratio, 8.2
ypa, **103.2 QBR**, 316 rush yds in '09.

Matt Flynn #10 6-2 225 Age: 26 4th Yr (1/7)
#7DC GB '08 - 433 pass yd (60.6%), 3-2 ratio, 6.6 ypa,
82.4 QBR, 26 rush yd, 7 sks LY.
15 games hit 7-12 (58 yd), 1 sk in '09.

2010 QB Rating: 98.93 - #3

2011 QB 1 and 2: 98.93 - #3

QB Career Start Record: 27-21 - #11

2011 QB '09-'10 Starts: 32 - #5

QB Career Playoff Record: 4-1 - #1

NFL Player Draft Rating: 8.86 - #17

RUNNING BACKS - Although the Packers run game has been an afterthought of late, due to the splendid play of Aaron Rodgers, the group had found some consistency heading into 2010. Ryan Grant provided GB its running game almost entirely by himself for 3 straight seasons improving his rushing marks from 956 ('07), to 1203 ('08) to 1253 ('09). With the improvements in the OL, a 4th consecutive year of increased production was expected but thanks to a leg injury suffered in the season opener, Grant was put on the shelf for the remainder of 2010. Brandon Jackson inherited the role as the starter here but entering the year, his career high in carries for a season was just 75, which took place in his rookie year of 2007 (just 82 combined from '08-'09). Jackson had been used mainly as a 3rd down back in his short career with the Packers and after doing well (63 rush yds) in the opener after replacing Grant, Jackson surpassed that mark on just 2 occasions the rest of the season. Fan favorite FB John Kuhn, received the bulk of the short-yardage and goaline carries while Dimitri Nance spelled Jackson from time to time. After missing all of TC and not earning a carry until December (injury) rookie James Starks (6th RD DC) led the team in rushing vs SF in week 12 with 73 yards. While quiet for the rest of the regular season, Starks exploded in the playoffs including a 123 yard (5.3) performance in their Wildcard victory over PHI. Starks led all RB's during the playoffs with 315 yards (3.9), earning the right to battle for the starting spot with Grant in 2011. Jackson (703, 3.7) moves on via free agency while the Packers used a 3rd RD DC in this year's draft to bring added depth in Alex Green out of Hawaii, who possesses good hands which was a must in his collegiate scheme. Grant will have to come in with urgency if he is to earn back his starting spot but either way, this unit should be improved and hopefully much healthier come the start of the 2011 season.

RB RYAN GRANT #25 6-1 222 Age: 28 5th Yr (1/1)
UFA GB '07 - 45 rush yd (5.6), inj'd in opener and OFY LY.
16 sts, 1253 rush yds (4.4), 61 rush FD's, 197 rec yds
(7.9), 26 tfl, **23.9% of off** in '09.

James Starks #44 6-2 218 Age: 25 2nd Yr (0/3)
#6DC BUF '10 - 101 rush yd (3.5), 5 rush FD's, 15 rec yds
(7.5), 2 tfl, 2 KR (12.5), **2.0% of off** as rookie last year.

FB JOHN KUHN #30 6-0 250 Age: 29 6th Yr (2/16)
UFA PIT '06 - 281 rush yd (3.3), 26 rush FD's, 97 rec yd
(6.5), 4 tfl, **6.6% of off**, last year.

6 sts, 14 gms, 18 rush yd (2.3), 2 rush FD's, 47 rec yd
(6.7), 0 tfl, 1.1% of off, in '09.

Quinn Johnson #45 6-1 255 Age: 26 3rd Yr (4/11)
#5DC GB '09 - 0 rush att, 26 rec yd (8.7), 2 rec FD's,
75.0 catch %, **0.5% of off** LY.

9 gms, 4 rec yd (2.0) as a rookie.

2010 RB Total Yards: 1,709 - #30

2010 RB YPC: 4.2 - #31

2011 Top 3 RB: 427 (3.5) - #31

2011 RB Rushing ('08-'10): 2,911 (4.0) - #23

NFL Player Draft Rating: 6.94 - #28

RECEIVERS - In 2010 the Packers found themselves at a point similar to when IND's Reggie Wayne took over the #1 duties from Marvin Harrison. Greg Jennings is a dynamic young player, with game breaking ability every single time he touches the ball. With that said, Donald Driver had been the #1 option here for plenty of years but in his 12th NFL season, his abilities as the team's top receiving option have taken a backseat to Jennings. Driver still has ability in this league however as a solid #2 option, which he showed off a year ago finishing 2nd on the team in receptions with 51. Jennings posted his 3rd straight 1,000 yard season with 1,265 yards (16.6) and 12 TD's ranking him 4th in the NFL (T-#2 in TD rec). Jordy Nelson was the #3 here last year, but after a huge performance in the playoffs when pulled in as many catches as Jennings, he may push Driver for that #2 spot this year. The Packers bring in rookie Randall Cobb out of Kentucky for added depth. Cobb (2nd RD DC) has the ability to stretch the field with his speed, similar to what LY's 3rd leading receiver James Jones possesses (679 yds, 13.6). The tight end position seems solidified for many years to come as Jermichael Finley and Andrew Quarless have excellent receiving skills and can line up in the slot if the situation arises. Quarless (21 rec, 11.3) saw an abundance of action in the 2H of 2010, after Finley (21 rec, 14.3) was placed on IR with a knee injury. Mackey Winner (NCAA's top TE) DJ Williams was also added to the team in the 5th round giving the Packers a versatile player who could play TE or H-Back if called upon. GB has done a good job mixing in youth with veteran leadership at this position and while Driver may be entering the final years of a splendid career, the Packers have a good amount of depth to maintain weapons in the future at Rodgers' disposal.

WR GREG JENNINGS #35 5-11 198 Age: 28 6th Yr (16/16)
#2DC GB '06 - 1265 rec yd (16.6), 52 rec FD's,
22.1% of off, 61.3 catch % last year. 13 sts, 16 gms,
1113 rec yds (16.4), 48 rec FD's, 57.6 catch %, **18.4%**
of off in '09.

Jordy Nelson #37 6-3 217 Age: 26 4th Yr (4/16)
#2DC GB '08 - 582 rec yd (12.9), 25 rec FD's, **10.2% of off**,
70.3 catch % LY. 13 gms, 32.0 rec yd (14.5), 15 rec FD's,
5.3% of off, 71.0 catch %, out 3 gms (knee) in '09.

WR DONALD DRIVER #30 6-0 194 Age: 36 13th Yr (15/15)
#7DC GB '99 - 565 rec yds (11.1), 29 rec FD's, **9.9% of off**,
59.3 catch % LY. 16 sts, 1061 rec yd (15.2),
49 rec FD's, **17.7% of off**, 62.5 catch % in '09.

James Jones #39 6-1 208 Age: 27 5th Yr (3/16)
#3DC GB '07 - 679 rec yd (13.6), 33 rec FD's,
11.8% of off, 57.5 catch % LY. 3 sts, 16 gm, 440 rec yd
(13.8), 16 rec FD's, **7.3% of off**, 50.8 catch % in '09.

TE JERMICHAEL FINLEY #38 6-4 247 Age: 24 4th Yr (5/5)
#3DC GB '08 - 301 rec yd (14.3), 12 rec FD's,
5.3% of off, 80.8 catch %, IR 10/18 (knee), LY. 10 sts, 13
gms, 676 rec yd (12.3), 29 rec FD's, **11.1% of off**, 77.5
catch %, out 2 (knee) in '09.

Andrew Quarless #31 6-4 252 Age: 23 2nd Yr (3/13)
#5DC GB '10 - 238 rec yd (11.3), 13 rec FD's,
4.2% of off, 63.6 catch %, out 2 (shoulder) as a rookie.

2010 WR/TE Total Yards: 3,836 - #5

2010 WR/TE YPC: 13.5 - #10

2011 Top 6 WR/TE '10 Stats: 3,763 (13.7) - #5

2011 Top 6 WR/TE Rec Yds ('08-'10): 10,391 (14.2) - #3

NFL Player Draft Rating: 7.93 - #13

RUSHING	ATT	YDS	AVG	TD	LONG	
Brandon Jackson	190	703	3.7	3	71	
Aaron Rodgers	64	356	5.6	4	27	
John Kuhn	84	281	3.3	4	18	
James Starks	29	101	3.5	0	16	
Dimitri Nance	36	95	2.6	0	11	
Ryan Grant	8	45	5.6	0	18	
Matt Flynn	9	26	2.9	0	12	
Greg Jennings	1	-	-1.0	0	-1	
Quinn Johnson	1	-	-	0	-	
PASSING	ATT	YDS	AVG	TD	INT	
Aaron Rodgers	475	312	65.7	3922	28	11
Matt Flynn	66	40	60.6	433	3	2
RECEIVING	REC	YDS	AVG	TD	LONG	
Greg Jennings	76	1265	16.6	12	86	
James Jones	50	679	13.6	5	66	
Jordy Nelson	45	582	12.9	2	80	
Donald Driver	51	565	11.1	4	61	
Brandon Jackson	43	342	8.0	1	37	
Jermichael Finley	21	301	14.3	1	34	
Andrew Quarless	21	238	11.3	1	23	
John Kuhn	15	97	6.5	2	12	
Donald Lee	11	73	6.6	3	17	
Brett Swain	6	72	12.0	0	31	
PLAYER	TKL	SK	TFL	PU	INT	
AJ Hawk	111	0.5	3	10	3	
Desmond Bishop	103	3	1	13	1	
Charles Woodson	92	2	7	18	2	
Nick Collins	70	0	1	12	4	
Charlie Peprah	63	0	3	5	2	
Clay Matthews	60	13.5	5	4	1	
Tramon Williams	57	1	1	20	6	
BJ Raji	39	6.5	3	3	0	
Frank Zombo	38	4	0	0	0	
Ryan Pickett	32	1	2	1	0	
Sam Shields	29	0	1	6	2	
Brad Jones	27	0	2	0	0	
Erik Walden	25	3	0	1	0	
Nick Barnett	24	0	1	1	0	
Jarrett Bush	21	0	0	1	0	
Cullen Jenkins	18	7	0	1	0	
CJ Wilson	18	1	0	0	0	
Brandon Chillar	16	1	0	1	1	

OFFENSIVE LINE - After an NFL-worst 51 sacks allowed during the 2009 season, GM Ted Thompson addressed the biggest need of the team by selecting Bryan Bulaga in the 1st round. The 23rd overall pick wasn't expected to become a full-time starter until 2011. However, when the now retired RT Mark Tauscher went on IR (shoulder) after the 4th game, Bulaga was inserted into the spot for the remainder of the season. After enduring some early struggles, his consistency at the position picked up as the Packers made their run into the playoffs. Whether he remains at RT or potentially slides over to the blindside this year will likely depend on how well the 35 year old Chad Clifton holds up in his 12th NFL season. Clifton rebounded from an early injury a season ago to anchor the mixed group of veterans and young players as the group improved their sacks allowed to 38, good for 19th in the league. The team's overall rushing mark did suffer some as they dropped all the way down to #24 at 100 ypg (#14, 118 ypg in '09) but the blame shouldn't be allocated to just this unit as injuries ran amuck at RB, creating no consistency throughout a big part of 2010. With Clifton becoming long in the tooth, the Packers used a 2nd straight 1st round pick for the OL by selecting Derek Sherrod with the final pick in round one. Much like the situation that Bulaga faced a year ago, the Packers are hoping to get another year out of Clifton, before turning the full-time duties over to Sherrod for 2012. Scott Wells has done a serviceable job at center and maintained better health a season ago starting all 16, after missing some time in 2009 with a labrum injury. After struggling at certain points as a rookie, RG Josh Sitton has become one of the more stable linemen on the entire team and a trip to the Pro Bowl should be in his immediate future. The one position the group will have to fill for the upcoming season is LG, after Daryn Colledge opted to leave via free agency. Unproven players TJ Lang, Nick McDonald and Marshall Newhouse will contend for the starting spot with Lang the early leader in the clubhouse. GB has done a good job with this unit over the past 2 years and as long as someone is able to step up and man the LG position, their numbers should improve, especially with more continuity at RB.

LT CHAD CLIFTON #76 6-5 320 Age: 35 12th Yr (16/16)
#2DC GB '00 - 5 penalties, 8.5 sks allowed, 16 sts at LT LY.
9 penalties, 4 sks all'd, 12 sts at LT, 12 gms in '09.

Derek Sherrod #78 6-5 321 Age: 22 Rookie
1st round, 32nd pick out of Mississippi St.
LG TJ LANG #70 6-4 316 Age: 24 3rd Yr (0/12)
#4DC GB '09 - 0 penalties, 0 sks allowed LY.
2 penalties, 5.5 sacks allowed, 3 sts (2 at LT, 1 at RT),
16 games as rookie in 2009.

Marshall Newhouse #74 6-4 319 Age: 23 2nd Yr (0/0)
#5DC GB '10 - practice squad all year until
IR 12/31 (back) as rookie last year.

C SCOTT WELLS #33 6-2 300 Age: 30 8th Yr (16/16)
#7DC GB '04 - 1 penalty, 1.5 sks allowed, 16 sts at C LY.
4 penalties, 4 sks all'd, 14 sts at C, 15 gms (inj) in '09.

Evan Dietrich-Smith #32 6-2 305 Age: 26 3rd Yr (0/0)
UFA '09 - Cut in TC, picked up by SEA (waived 10/5) &
resigned w/GB LY. 3 penalties, 0 sks all'd, 13 gms as
rookie in '09.

RG JOSH SITTON #71 6-3 322 Age: 25 4th Yr (16/16)
#4DC GB '08 - 3 penalties, 0 sks allowed, 16 sts at RG LY.
4 penalties, 4 sacks allowed, 16 sts at RG in '09.

Caleb Schluender #38 6-4 305 Age: 24 Rookie
6th round, 179th pick out of Utah.

RT BRYAN BULAGA #75 6-5 314 Age: 22 **2nd Yr** (12/16)
#1DC GB '10 - 9 penalties, 11 sks allowed, 12 sts at RT
All Rookie Tm as rookie last year.

Nick McDonald #67 6-4 316 Age: 24 **2nd Yr** (0/0)
UFA GB '10 - worked with scout team as a rookie.

2010 Rush Yds/YPC Production: 1,606 (3.81) - #26

% Sacks Allowed/QB Hurries: 7.02 - #12

2011 OL Players '10 Starts: 60 - #26

2011 OL Career Starts: 287 - #23

Avg Starters Ht/Wt: 76-314 - #23

NFL Player Draft Rating: 7.17 - #22

DEFENSIVE OUTLOOK FOR 2011

DEFENSIVE LINE - The Green Bay run defense improved dramatically in 2009 despite its switch to the 3-4 scheme. The Packers allowed only 83 ypg rushing (#1), compared to 132 ypg (#26) a year earlier, when the DL was decimated with injuries. In GB's L13 games they allowed just 73 ypg (3.5), once they were fully comfortable in Dom Capers' new system. The 5 rushing TD's allowed was just 1 more than the team record set in 1932, 1933 and again in 1962. The unit wasn't nearly as impressive in 2010 as they finished #18 in rush defense, allowing 115 ypg (10 games of 100+ rush yds) while their 4.7 ypc was tied for 2nd worst in the entire NFL. Injuries plagued the unit once again as former 2007 1st RD DC Justin Harrell tore his ACL in the opener (played just 16 games in 4 years due to injuries) and 2010 2nd RD DC Mike Neal was lost after 2 with a rotator cuff. As the depth took some injury hits, 2nd year pro BJ Raji came into his own as the starting NT, forcing runners to the outside and thoroughly disrupting opponents pass blocking schemes. Flanking him on the outside was the solid duo of Ryan Pickett and Cullen Jenkins. Pickett has done a serviceable job in his first 10 years in the league. Jenkins, the DL's best pass rusher, recorded 7 sacks in 11 games (injured), now departs as the Packers were not interested in awarding him with a long-term contract at age 30. Replacing Jenkins in 2011 appears to be the now healthy Neal while Harrell was given his walking papers following the lockout. Adding depth to this unit are Jarius Wynn, Howard Green and CJ Wilson. Raji appears to be a staple in this defense for many years to come but if this group is going to find consistency year in and year out, some of their young contributors will have to step up and make an impact.

DE RYAN PICKETT #79 6-2 340 Age: 32 **11th Yr** (12/14)
#1DC STL '01 - 32 tkls, 1 sk, 2 tfl, 1 pbu last year.
9 starts, 13 games, 33 tkls, 3 tfl, 2 pbu in '09.

Jarius Wynn #94 6-3 285 Age: 25 **3rd Yr** (0/9)
#6DC GB '09 - 5 tkls, 1.5 sks, cut then brought back after Harrell's inj LY. 4 tkls, 11 gms, only 75 snaps as a rookie.

NT BJ RAJI #90 6-2 337 Age: 25 **3rd Yr** (16/16)
#1DC GB '09 - 39 tkls, 6.5 sks (#3 tm), 3 tfl, 3 pbu LY.

1 st, 14 gms, 25 tkls, 1 sk, 4 tfl, missed 1 (ankle) as rookie in '09.

Howard Green #95 6-2 365 Age: 32 **8th Yr** (3/9)
#6DC HOU '02 - 7 tkls, 1 sk, 1 tfl last year.

12 games, 23 tkls with the NYJ in '09.

DE MIKE NEAL #96 6-3 294 Age: 24 **2nd Yr** (0/2)
#2DC GB '10 - 3 tkls, 1 sk, 1 tfl, inj'd as rookie last year.

CJ Wilson #98 6-3 290 Age: 24 **2nd Yr** (2/15)
#7DC GB '10 - 18 tkls, 1 sk as rookie last year.

2010 DL Sacks and TFL: 21.5-9 - #18

2010 Total Tackles by DL: 153 - #30

2011 DL Sacks and TFL: 12-7 - #23

2011 Total Tackles by DL: 106 - #30

2011 DL Sacks and TFL ('07-'10): 15.5-17 - #27

NFL Player Draft Rating: 8.70 - #1

LINEBACKERS - Prior to the lockout, the Packers front office went ahead and signed AJ Hawk and Desmond Bishop to contract extensions and with the already extended Clay Matthews, this unit appears to have excellent stability for years to come with the only cap casualty being ILB Nick Barnett. 2009 1st RD DC Matthews is the star of the group, his 10 sacks as a rookie helped him earn a spot on the NFL's All-Rookie Team. His sophomore season was even more impressive as he tallied 13.5 sacks and finished just a few votes behind PIT's Troy Polamalu for Def Player of the Year. Now entering his 3rd season as a pro, Matthews is thought as one of the most dangerous pass rushers in the NFL today. Another former 1st RD pick, AJ Hawk has proven to be a solid tackling machine (avg 102 per season over L5Y) but rarely does he make that sought-after game changing play. Bishop is the only one of the three that wasn't highly touted coming out of the college ranks (#6DC in '07) but after an injury knocked Nick Barnett out the final 12 games of the season last year, Bishop flourished in his new starting role

with a 103 tackles. Brad Jones was the 4th starter in this group opposite Matthews at OLB. However an injury did him in a year ago, he again landed on IR after the 6th week. Erik Walden and UFA Frank Zombo split the starting duties for the remainder of the year which may be exactly what happens in 2011 as Jones has yet to remain healthy and could spend the year as Matthews' backup. ILB Brady Poppinga was also lost for the year with injury and with the amount of money this unit has under contract, he was released along with Barnett and Brandon Chillar. The group did a nice job in red zone defense a season ago allowing conversions on just 15 of 31 opportunities (48.4%) ranking them #12 in the league. The 31 red zone occurrences that GB faced LY were the fewest allowed in the entire NFL. If you are a Packers fan, you have to like the LB unit the franchise has put together heading into 2011.

LOLB CLAY MATTHEWS #52 6-3 250 Age: 25 **3rd Yr** (15/15)
#1DC GB '09 - 60 tkls, 13.5 sks (#1 tm), 5 tfl (#2 tm), 4 pbu, 1 int, **1st Tm All Pro** LY. 13 sts, 16 gms, 51 tkls, 10 sks (#1 tm), 7 tfl (#3 tm), 7 pbu as a rookie.

Ricky Elmore #57 6-4 255 Age: 23 **Rookie**
6th round, 197th pick out of Arizona.

LILB AJ HAWK #50 6-1 250 Age: 27 **6th Yr** (15/16)
#1DC GB '06 - 111 tkls, 0.5 sks, 3 tfl, 10 pbu, 3 int LY.

14 sts, 16 gms, 89 tkls (#2 tm), 1 sk, 7 tfl (#3 tm) in '09.

DJ Smith #60 5-11 239 Age: 21 **Rookie**
6th round, 186th pick out of Appalachian St.

RILB DESMOND BISHOP #55 6-2 238 Age: 27 **5th Yr** (12/15)
#6DC GB '07 - 103 tkls (#2 tm), 3 sks, 1 tfl, 8 pbu, 1 int LY. 16 games, 29 tkls, 1 tfl in '09.

Rob Francois #49 6-3 255 Age: 26 **3rd Yr** (1/8)
UFA '09 MIN - 3 tkls LY. Cut by MIN & DET, landed on GB's practice squad as a rookie.

ROLB Brad Jones #59 6-3 239 Age: 25 **3rd Yr** (5/6)
#7DC GB '09 - 27 tkls, 2 tfl, 10/27 IR (shoulder) LY.

7 sts, 14 gms, 33 tkls, 4 sks (T-#3 tm) as rookie in '09.

Erik Walden #83 6-2 250 Age: 26 **4th Yr** (2/9)
#6DC DAL '08 - 25 tkls, 3 sks, 1 pbu with GB last year.

11 games, 8 tkls with MIA in '09.

2010 LB Sacks and TFL: 25-17 - #5

2010 Total Tackles by LB: 403 - #6

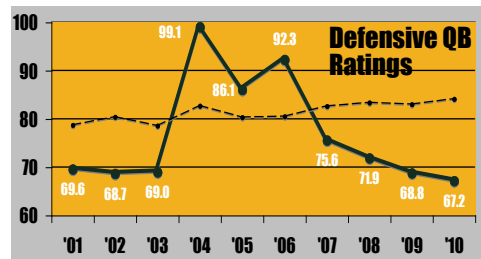
2011 LB '10 Sacks and TFL: 19-14 - #6

2011 LB Total '10 Tackles: 314 - #11

2011 LB Sacks and TFL ('07-'10): 38-32 - #11

NFL Player Draft Rating: 6.74 - #24

DEFENSIVE BACKS - A big reason for the Packers Super Bowl run last year, should be attributed to the splendid play of this unit. For the 2nd time in as many years, the GB secondary finished #5 in the NFL in passing defense allowing 194 ypg (56%) with a 16-24 ratio. In the L2Y the Packers defense has recorded a combined 54 int's (#1 in NFL), 6 more than #2 PHI. They also held offenses to 77 of 210 (36.7%) on 3rd down conversions, ranking them #12 in the league. Now in his 14th season, Charles Woodson has been given much more freedom to freelance and turned into a menace with his ability to bring heat to the QB on passing downs. Over the past 3 years Woodson has notched 7 sacks from his CB position and LY finished 3rd on the team in tackles (92). Unfortunately he was unable to finish the Super Bowl after suffering a shoulder injury during the 1H. With Woodson being allowed to roam free, the lockdown coverage of Tramon Williams and Sam Shields was key to the success here. Williams finished with career highs in both int (6) and pbu (20) while Shields, a rookie UFA, was likely the biggest surprise of the bunch with his covering ability in the nickel. Nick Collins remains their starting FS after earning a Pro Bowl bid a year ago, while LY's 3rd RD DC Morgan Burnett will be given every opportunity in TC to regain his starting SS spot that was relegated to Charlie Peprah, after Burnett landed on IR in week 4 with a knee injury. CB's Pat Lee and Brandon Underwood along with S Jarrett Bush round out the depth at the position. Despite the fact that Woodson is entering his 14th year in the NFL, he remains an integral part of this unit and it wouldn't be much of a surprise to see this group charge to near the Top 5 of our pass defense rankings this upcoming season.



CB CHARLES WOODSON #21 6-1 202 Age: 35 **14th Yr** (16/16)
#1DC OAK '98 - 92 tkls, (#3 tm), 2 sks, 7 tfl (#1 tm), 13 pbu (#2 tm), 2 int LY. 16 sts, 74 tkls, **18 pbu** (#1 tm), **9 int** (#1), made 6th Pro Bowl in '09.

Sam Shields #37 5-11 184 Age: 23 **2nd Yr** (6/14)
UFA GB '10 - 29 tkls, 1 tfl, 6 pbu, 2 int as rookie LY.

Brandon Underwood #28 6-1 191 Age: 25 **3rd Yr** (0/12)
#6DC GB '09 - 10 tkls LY. 11 gms, 11 tkls '09.

CB TRAMON WILLIAMS #38 5-11 191 Age: 28 **5th Yr** (16/16)
UFA GB '07 - 57 tkls, 1 sk, 1 tfl, **20 pbu** (#1 tm), 6 int (#1 tm) LY. 10 starts, 16 games

55 tkls, 15 pbu (#2 tm), 4 int (T-#3 tm) in '09.

Pat Lee #22 6-0 194 Age: 27 **4th Yr** (1/4)
#2DC GB '08 - 9 tkls, missed 3 (knee) LY.

Spent all of '09 on IR (knee).

Davon House #31 6-1 200 Age: 22 **Rookie**
4th round, 131st pick out of New Mexico St.

SS MORGAN BURNETT #42 6-1 209 Age: 22 **2nd Yr** (4/4)
#3DC GB - 14 tkls, 1 pbu, 1 int, 10/7 IR (knee) as rookie LY.

Charlie Peprah #26 5-11 203 Age: 28 **6th Yr** (12/14)
#5DC GB '06 - 63 tkls, 3 tfl, 5 pbu, 2 int LY. 2 gms, 1 tkl

w/ATL then released & signed with GB (IR) in '09.

FS NICK COLLINS #36 5-11 207 Age: 28 **7th Yr** (16/16)
#2DC GB '05 - 70 tkls, 1 tfl, 12 pbu, 4 int LY.

16 starts, 53 tkls, 13 pbu (#3 tm), 6 int (#2 tm) in '09.

Jarrett Bush #24 6-0 200 Age: 27 **6th Yr** (1/16)
UFA GB '06 - 21 tkls, 1 pbu last year.

3 starts, 16 games, 28 tkls, 7 pbu, 1 int in '09.

2010 Defensive QBR: 67.2 - #1

2010 DB Int/PBU: 18/59 - #2

2011 DB '10 Int/PBU: 17/58 - #2

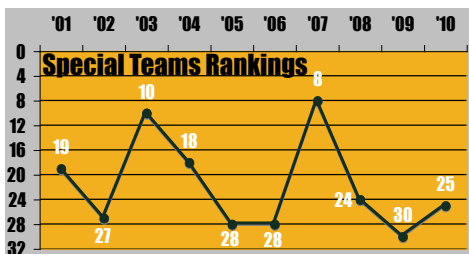
2011 DB '07-'10 Int/PBU: 56/159 - #1

2011 FS/SS Tackles for '10: 77 - #28

NFL Player Draft Rating: 7.09 - #25

SPECIAL TEAMS - The Packers have ranked 24th or lower in our special teams rankings in 5 of the last 6 seasons coming in 25th in 2010. A big reason for the #25 finish was the return units as they averaged just 20.1 per KR (#26) and 7.9 per PR (#22) while the PR coverage unit was also subpar at 11.0 (1 TD) finishing T-#24. They are hoping that 2nd RD pick Randall Cobb will take over both the KR and PR duties after a standout career at Kentucky. After spending 2009 with both IND and GB (no punt attempts) Tim Masthay took over the full-time punting duties in 2010 posting a 43.9 average (T-#13) and a 37.6 net (#18). Mason Crosby may have the strongest leg in the entire league but accuracy was an issue in '09 as he connected on just 27-36 attempts (75%). He hit 22-28 (79%) last season and has not yet reached the 80% plateau in his 4 years here as a member of the Packers. Special teams coach Shawn Slocum has his work cut out for him in 2011 for this unit to climb into the upper half of the rankings with the youth that he has on hand in key parts of this group.

2011 DEPTH CHART			
OFFENSE			
	1st Team	2nd Team	3rd Team
QB	Aaron Rodgers (1)	Matt Flynn (7)	Graham Harrell (U)
RB	Ryan Grant (U)	James Starks (6)	Alex Green (3)
FB	John Kuhn (U)	Quinn Johnson (5)	
WR	Greg Jennings (2)	Jordy Nelson (2)	Brett Swain (7)
WR	Donald Driver (7)	James Jones (3)	Randall Cobb (2)
TE	Jermichael Finley (3)	Andrew Quarless (5)	DJ Williams (5)
LT	Chad Clifton (2)	Derek Sherrod (1)	
LG	TJ Lang (4)	Marshall Newhouse (5)	
C	Scott Wells (7)	Evan Dietrich-Smith (U)	
RG	Josh Sitton (4)	Caleb Schlauderer (6)	
RT	Bryan Bulaga (1)	Nick McDonald (U)	
DEFENSE			
	1st Team	2nd Team	3rd Team
DE	Ryan Pickett (1)	Jarius Wynn (6)	Lawrence Guy (7)
NT	BJ Raji (1)	Howard Green (6)	
DE	Mike Neal (2)	CJ Wilson (7)	
OLB	Clay Matthews (1)	Ricky Elmore (6)	Diyral Briggs (U)
ILB	AJ Hawk (1)	DJ Smith (6)	
ILB	Desmond Bishop (6)	Rob Francois (U)	
OLB	Brad Jones (7)	Erik Walden (6)	Frank Zombo (U)
CB	Charles Woodson (1)	Sam Shields (U)	Brandon Underwood (6)
CB	Tramon Williams (U)	Pat Lee (2)	Davon House (4)
SS	Morgan Burnett (3)	Charlie Peprah (5)	Atari Bigby (U)
FS	Nick Collins (2)	Jarrett Bush (U)	
SPECIAL TEAMS			
	K Mason Crosby (6)	KR Sam Shields (U)	(#) denotes round drafted
	P Tim Masthay (U)	PR Tramon Williams (U)	



K MASON CROSBY #2 6-1 207 Age: 27 5th Yr (16 gms)
#6DC GB '07 - 22-28 FG's, L/56, 46-46 xp, 83 KO's (62.1)
last year. 27-36 FG's, L/52, 48-49 xp in '09.

P TIM MASTHAY #3 6-1 197 Age: 24 3rd Yr (16 gms)
UFA GB '09 - 71 punts (43.9), 25 In20, 37.6 net LY. Practice squad at IND as rookie.

KR SAM SHIELDS #37 5-11 184 Age: 23 2nd Yr (14 gms)
UFA GB '10 - 21 KR's (21.5) as a rookie.

PR TRAMON WILLIAMS #39 5-11 191 Age: 28 5th Yr (16 gms)
UFA GB '07 - 41 PR's (8.0) last year.
13 PR's (10.4) in '09.

Tim Masthay's '10 Net Avg: 37.6 - #18

2010 Offensive KR Avg: 20.1 - #26

2010 Foe's Avg Drive Start on KR's: 29.8 - #31

2010 Offensive PR Avg: 7.9 - #22

2010 Net TD Returns/Block P/FG's: -3 - #29

Mason Crosby's '10 FG: 22-28 L/56 - #13

2010 Special Teams Rating: 6.67 - #25

COACHING - Defense in depth was the motto of the Packers in 2010. They won their 1st Super Bowl Title since 1996 despite 16 players on IR with 7 of those being starters. In fact only 4 defensive and 5 offensive players started all 16 regular season games. While the Packers dominated in the postseason they did need some luck. If PHI hadn't made its big comeback vs the Giants, Green Bay would have been left out of the playoffs. The Packers are still running almost the same Mike Holmgren offense that was installed back in 1992, just an updated version with McCarthy's twists on it. OC Joe Philbin does the bulk of the game planning during the week but McCarthy handles most of the play calling on Sundays. GB has smartly addressed the OL situation in each of the last 2 drafts and if Rodgers takes 25 or less sacks in 2011, their offense will dominate. Dom Capers has a blank check with the defense and he's written a pair of top 5 units with it, despite not fully completing the transition out of the 4-3. 2010's defense had to start 5 replacement LB's due to injuries but the depleted unit still earned 25 sacks. The only major changes to the 2011 coaching staff are Jerry Fontenot moving from asst OL coach to RB coach and former RB coach Edgar Bennett being moved to WR's coach. GB's biggest concerns center around some age with the DB's and the less than impressive play of the GB spec tms. Shawn Slocum is an experienced coach but GB simply hasn't drafted well recently to improve this area. The lockout helped level the field for the Packers entering 2011 as they will have the same rest as everyone else due to the lockout. They are a clear favorite to return to the Super Bowl in the NFC.

Head Coach - Mike McCarthy, 6th year

McCarthy started in the NFL as a QC asst with KC in 1993. He eventually became the NO OC from 2000-'04 as his offenses finished 11th or better 3 times. He ran the SF offense in 2005 with a #32 ranking in total offense. GB and NO are the only teams to rank in the Top 10 in each of the past 5 years.

Offensive Coordinator - Joe Philbin, 5th year (9th overall)
Philbin spent his first 2 years with GB as an asst OL coach before taking over the OL coach duties in '06. He was then promoted to OC for 2007. GB has ranked in the Top 5 for ppg scored in 3 of Philbin's 4 years but slipped to 10th in 2010.

QB Coach - Tom Clements, 6th year

Clements led Notre Dame to a championship in 1973. He was a CFL QB from 1975-87. After 3 yrs as ND's QB coach, he joined NO's as theirs in '97. Since then he's been a QB coach for KC, PIT and BUF before coming to GB in 2006. GB is 5th in the NFL with twenty-four 300 yd passing efforts since his arrival.

RB Coach - Jerry Fontenot, 5th year

Fontenot was drafted by CHI in the 3rd RD in 1989 and played 239 combined NFL games at Ctr with CHI, NO and CIN. GB gave him a coaching internship for 2006's TC and made him an OL asst. He has been an asst OL coach since 2007 being promoted to RB's coach for 2011.

WR Coach - Edgar Bennett, 7th year

Bennett was a 4th RD DC as a 7th yr for GB for 5 seasons and became the Packers first 1,000 yd rusher in 17 years in 1995. He

joined GB in '01 in a front office role, then was the GB RB coach from 2005-'10. The Packers best finish in rush offense has been 14th in that span and they are also 14th with 25 100 yd rushing efforts. Bennett was named the WR coach for 2011.

OL Coach - James Campen, 8th year

Campen was an NFL Ctr from 1987-1993 including the Ctr for Favre's first start in '92. He has been the GB OL coach S/'07 after a 3 yr stint as an offensive asst. GB has allowed an avg of 35.5 sks per year or 1 every 15.6 pass att's in his tenure.

Defensive Coordinator - Dom Capers, 3rd year

A DB coach by trade, Capers was an NFL HC for 8 yrs and a DC for 8 as well. His units have seven Top 10 finishes in total def and in points allowed as a HC/DC. He has won Coach of the Year (CAR 1996) and Coordinator of the Year (GB 2009) and was the HC for 2 expansion teams (CAR, HOU).

DL Coach - Mike Trgovac, 3rd year

Trgovac was GB's DL coach in 1999 but left to be the DL coach at WAS for 2000-'01. He worked as CAR's DL coach in 2002 before being named the DC (2003-'08). During that time CAR had three Top 10 finishes in total defense and three Top 10 finishes in sacks by Trgovac rejoined GB in 2009 as the DL coach finishing 1st and 18th in rush defense in his 2 sns.

OLB Coach - Kevin Greene, 3rd year

Greene played 15 years as a 3-4 OLB with 5 Pro Bowls and tallied 160 sacks. He joined GB as an OLB coach in 2009 and GB's LB's have tallied 51.5 sacks combined in 2009-'10.

Asst HC/Inside LB Coach - Winston Moss, 6th year

Moss was drafted by TB in the 2nd RD of the 1987 draft and played for 11 years with 146 starts. He worked with McCarthy in NO from 2000-'05 as a LB coach and joined GB in that capacity in 2006. Since then the Packers have been in the top half in ranking for rush defense 4 times.

DB Coach - Darren Perry, 3rd year

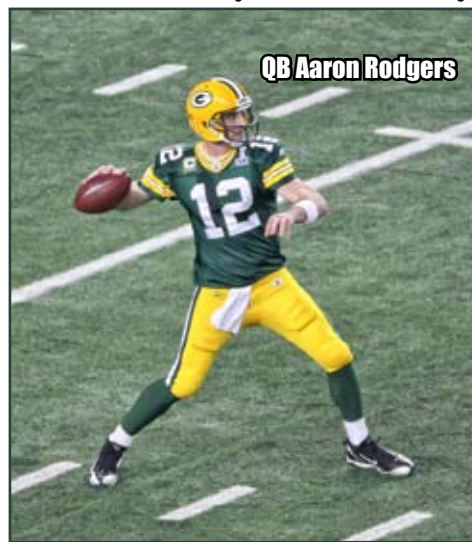
Perry played 9 yrs as a FS after being drafted by PIT in 1992's 8th round. He has coached safeties for 3 tms over the past 9 yrs with 5 players going to the Pro Bowl over the past 6.

Secondary/CB Coach - Joe Whitt Jr, 4th year

Whitt was an asst DB coach for ATL in 2007 before joining GB as a def QC coach in 2008. He was promoted to CB coach in 2009. GB has finished 5th in pass def the L2Y.

Special Teams Coach - Shawn Slocum, 6th year

After 15 yrs as a college LB/DB/STC, Slocum joined GB in 2006 as an asst STC. After 3 yrs in that role he was promoted to STC in '09 with GB finishing 30th and 25th in our rankings.



QB Aaron Rodgers

2011 ROSTER

#	Name	POS	10 GMS	HT	WT	BIRTH	EXP	SCHOOL
54	KC Asiodu	LB	1/0	6'2"	242	11/24/86	3	Oklahoma
64	Adrian Battles	OG	0/0	6'3"	311	10/30/86	2	Min St Mankato
55	Desmond Bishop	LB	15/12	6'2"	238	7/24/84	5	California
19	Diondre Borel	WR	0/0	6'0"	199	12/12/88	R	Utah St
29	Anthony Bratton	SS	0/0	6'0"	213	12/11/87	R	Delaware
53	Diyral Briggs	LB	5/0	6'3"	230	10/31/85	3	Bowling Green
75	Bryan Bulaga	OG	16/12	6'5"	314	3/5/89	2	Iowa
42	Morgan Burnett	SS	4/4	6'1"	209	1/13/89	2	Georgia Tech
24	Jarrett Bush	CB	16/1	6'0"	200	5/21/84	6	Utah St
69	Chris Campbell	OT	0/0	6'5"	328	9/22/86	2	Eastern Illinois
76	Chad Clifton	OT	16/16	6'5"	320	6/26/76	12	Tennessee
18	Randall Cobb	WR	0/0	5'10"	191	8/22/90	R	Kentucky
73	Daryn Colledge	OG	16/16	6'4"	308	2/11/82	6	Boise St
36	Nick Collins	FS	16/16	5'11"	207	8/16/83	7	Bethune Cookman
83	Tom Crabtree	TE	16/1	6'4"	245	1/13/85	1	Miami, OH
2	Mason Crosby	PK	16/0	6'1"	207	9/3/84	5	Colorado
62	Evan Dietrich-Smith	C	0/0	6'2"	305	7/19/85	3	Idaho St
73	Ray Dominguez	OT	0/0	6'4"	334	6/26/88	R	Arkansas
60	Chris Donaldson	DT	0/0	6'1"	300	8/20/88	R	Oklahoma St
80	Donald Driver	WR	15/15	6'0"	194	2/27/75	13	Alcorn St
57	Ricky Elmore	LB	0/0	6'4"	255	1/19/88	R	Arizona
88	Jermichael Finley	TE	5/5	6'4"	247	3/26/87	4	Texas
10	Matt Flynn	QB	7/1	6'2"	225	6/20/85	4	LSU
49	Rob Francois	LB	8/1	6'3"	255	5/14/85	3	Boston Coll
56	Sampson Genus	C	0/0	6'1"	315	4/22/88	R	USF
61	Brett Goode	LS	16/0	6'1"	261	11/2/84	4	Arkansas
40	Josh Gordy	CB	2/0	5'11"	195	2/9/87	2	C Michigan
25	Ryan Grant	RB	1/1	6'1"	222	12/9/82	5	Notre Dame
20	Alex Green	RB	0/0	6'0"	225	6/28/88	R	Hawaii
95	Howard Green	DT	9/3	6'2"	365	1/12/79	8	LSU
86	Tori Gurley	WR	0/0	6'4"	216	11/16/87	R	South Carolina
91	Lawrence Guy	DE	0/0	6'4"	305	11/18/89	R	Arizona St
6	Graham Harrell	QB	1/0	6'2"	215	5/12/85	2	Texas Tech
41	Spencer Havner	TE	1/0	6'3"	250	2/2/83	3	UCLA
50	AJ Hawk	LB	16/15	6'1"	250	1/6/84	6	Ohio St
35	Jon Hoesse	FB	0/0	6'2"	238	7/4/89	R	Minnesota
31	Davon House	CB	0/0	6'0"	200	7/10/89	R	New Mexico St
32	Brandon Jackson	RB	16/13	5'10"	216	10/2/85	5	Nebraska
48	Cardia Jackson	LB	0/0	6'0"	237	6/13/88	2	ULM
85	Greg Jennings	WR	16/16	5'11"	198	9/21/83	6	W Michigan
43	MD Jennings	FS	0/0	6'0"	187	7/25/88	R	Arkansas St
45	Quinn Johnson	FB	11/4	6'1"	255	9/30/85	3	LSU
59	Brad Jones	LB	6/5	6'3"	239	4/1/86	3	Colorado
89	James Jones	WR	16/3	6'1"	208	3/31/84	5	San Jose St
46	Elijah Joseph	LB	0/0	6'1"	243	6/2/88	R	Temple
64	Elisha Joseph	DE	0/0	6'2"	290	6/2/88	R	Temple
30	John Kuhn	FB	16/2	6'0"	250	9/9/82	6	Shippensburg
70	TJ Lang	OG	12/0	6'4"	316	9/20/87	3	E Michigan
47	Jamari Lattimore	LB	0/0	6'2"	230	10/6/88	R	Middle Tenn St
22	Pat Lee	CB	11/1	6'0"	194	2/20/84	4	Auburn
34	Anthony Levine	FS	0/0	5'11"	195	3/27/87	2	Tennessee St
8	Tim Masthay	P	16/0	6'1"	197	3/16/87	3	Kentucky
52	Clay Matthews	LB	15/15	6'3"	250	5/14/86	3	USC
67	Nick McDonald	OG	0/0	6'4"	316	6/27/87	2	Grand Valley St
23	Dimitri Nance	RB	12/0	5'10"	218	2/18/88	2	Arizona St
96	Mike Neal	DE	2/0	6'3"	294	6/26/87	2	Purdue
87	Jordy Nelson	WR	16/4	6'3"	217	5/31/85	4	Kansas St
74	Marshall Newhouse	OG	0/0	6'4"	319	9/29/88	2	TCU
26	Charlie Peprah	SS	14/11	5'11"	203	2/24/83	6	Alabama
79	Ryan Pickett	DE	14/12	6'2"	340	10/8/79	11	Ohio St
81	Andrew Quarless	TE	13/3	6'4"	252	10/6/88	2	Penn St
90	BJ Raji	NT	16/16	6'2"	337	7/11/86	3	Boston Coll
17	Antonio Robinson	WR	0/0	6'3"	195	11/30/85	2	Nicholls St
12	Aaron Rodgers	QB	15/15	6'2"	220	12/2/83	7	California
39	Brandian Ross	CB	0/0	6'0"	191	9/28/89	R	Youngstown St
68	Jay Ross	DT	0/0	6'3"	302	10/3/88	2	East Carolina
33	Brandon Saine	RB	0/0	5'11"	220	11/1/88	R	Ohio St
68	Caleb Schlauderaff	OG	0/0	6'4"	305	11/7/87	R	Utah
72	Theo Sherman	OT	0/0	6'4"	302	2/7/88	R	James Madison
78	Derek Sherrod	OT	0/0	6'5"	321	3/22/89	R	Mississippi St
37	Sam Shields	CB	14/6	5'11"	184	12/8/87	2	Miami
71	Josh Sitton	OG	16/16	6'3"	322	6/6/86	4	UCF
60	DJ Smith	LB	0/0	5'11"	239	1/15/89	R	Appalachian St
9	Shaky Smithson	WR	0/0	5'11"	202	8/23/87	R	Utah
97	Vic So'oto	LB	0/0	6'3"	253	1/1/87	R	BYU
44	James Starks	RB	3/0	6'2"	218	2/25/86	2	Buffalo
16	Brett Swain	WR	16/1	6'0"	203	6/21/85	3	San Diego St
13	Kerry Taylor	WR	0/0	6'0"	196	9/27/90	R	Arizona St
82	Ryan Taylor	FB	0/0	6'3"	250	11/3/87	R	North Carolina
33	Brandon Underwood	CB	12/0	6'1"	191	6/24/86	3	Cincinnati
93	Erik Walden	LB	9/2	6'2"	250	8/21/85	4	Middle Tenn
63	Scott Wells	C	16/16	6'2"	300	10/17/81	8	Tennessee
11	Chastin West	WR	0/0	6'0"	212	5/1/87	2	Fresno St
84	DJ Williams	TE	16/15	6'2"	245	8/17/88	R	Arkansas
38	Tramon Williams	CB	16/16	5'11"	191	3/16/83	5	Louisiana Tech
98	CJ Wilson	DE	15/2	6'3"	290	3/30/87	2	East Carolina
21	Charles Woodson	CB	16/16	6'1"	202	10/7/76	14	Michigan
94	Jarius Wynn	DE	9/0	6'3"	285	8/29/86	3	Georgia
58	Frank Zombo	LB	13/8	6'3"	254	3/5/87	2	C Michigan

2011 DRAFT

RD-#	POS	PLAYER	SCHOOL
1-32	OT	Derek Sherrod	Mississippi St
2-64	WR	Randall Cobb	Kentucky
3-96	RB	Alex Green	Hawaii
4-131	CB	Davon House	New Mexico St
5-141	TE	DJ Williams	Arkansas
6-179	OG	Caleb Schlauderaff	Utah
6-186	LB	DJ Smith	Appalachian St
6-197	LB	Ricky Elmore	Arizona
7-218	TE	Ryan Taylor	North Carolina
7-233	DE	Lawrence Guy	Arizona St

ADDITIONS AND DELETIONS

(#) denotes 2010 Starts

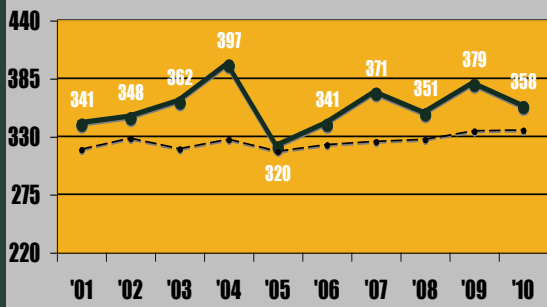
ADDITIONS	DELETIONS	ADDITIONS	DELETIONS
LB KC Asiodu - NO (0)	RB Brandon Jackson - CLE (13)	RG Jason Spitz - JAX (0)	RT Mark Tauscher - RET (4)
FB Corey Hall - NO (6)	TE Donald Lee - PHI (6)	DE Cullen Jenkins - PHI (8)	DE Nick Barnett - BUF (4)
TE Derrick Martin - FA (0)	LG Daryn Colledge - ARZ (16)	LB Brandon Chillar - FA (1)	LB Brady Poppinga - STL (1)
		LB Matt + - FA (0)	SS Atari Bigby - FA (0)
		SS Anthony Smith - FA (0)	

PACKERS HISTORY

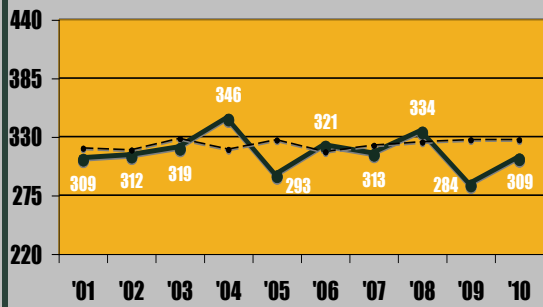
Record: 664-524-36

Postseason: 29-16

OFFENSIVE YPG



DEFENSIVE YPG



CAREER LEADERS

PASSING		Yds	Yrs	Gms	Att	%	TD	Int
1	Brett Favre	61,655	'92-'07	255	8,754	61.4	442	286
2	Bart Starr	24,718	'56-'71	196	3,149	57.4	152	138
3	Lynn Dickey	21,369	'76-'85	105	2,831	56.2	133	151
4	Aaron Rodgers	12,723	'05-'10	54	1,611	64.4	87	32
5	Tobin Stewart	11,535	'50-'56	84	1,854	44.6	89	119

RUSHING		Yds	Yrs	Gms	Att	YPC	TD	
1	Ahman Green	8,322	'00-'06	09	104	1,851	4.5	54
2	Jim Taylor	8,207	'58-'66	118	1,811	4.5	81	
3	John Brockington	5,024	'71-'77	85	1,293	3.9	29	
4	Tony Canadeo	4,197	'41-'52	116	1,025	4.1	26	
5	Dorsey Levens	3,937	'94-'01	102	1,006	3.9	28	

RECEIVING		Yds	Yrs	Gms	Rec	YPC	TD
1	James Lofton	9,656	'78-'86	136	530	18.2	49
2	Donald Driver	9,615	'99-'10	176	698	13.8	53
3	Sterling Sharpe	8,134	'88-'94	112	595	13.7	65
4	Don Hutson	7,991	'35-'45	116	488	16.4	99
5	Boyd Dowler	6,918	'59-'69	150	448	15.4	40

ANNUAL LEADERS OVER LAST 10 YEARS

Year	Passing	Com	Att	Yds	Pct	TD	Int	Rushing	Att	Gain	Avg	Receiving	Rec	Yds	Avg	Tacklers	Tkl	Solo
2010	Aaron Rodgers	312	475	3922	65.7	28	11	Brandon Jackson	190	703	3.7	Greg Jennings	76	1265	16.6	AJ Hawk	111	72
	Matt Flynn	40	66	433	60.6	3	2	Aaron Rodgers	64	356	5.6	James Jones	50	679	13.6	Desmond Bishop	103	75
2009	Aaron Rodgers	350	541	4434	64.7	30	7	Ryan Grant	282	1253	4.4	Greg Jennings	68	1113	16.4	Nick Barnett	105	82
	Matt Flynn	7	12	58	58.3	0	1	Aaron Rodgers	58	316	5.4	Donald Driver	70	1061	15.2	AJ Hawk	89	67
2008	Aaron Rodgers	341	536	4038	63.6	28	13	Ryan Grant	312	1203	3.9	Greg Jennings	80	1292	16.2	AJ Hawk	86	67
	Matt Flynn	2	5	6	40.0	0	0	Brandon Jackson	45	248	5.5	Donald Driver	74	1012	13.7	Nick Collins	72	60
2007	Brett Favre	356	535	4155	66.5	28	15	Ryan Grant	188	956	5.1	Donald Driver	82	1048	12.8	Nick Barnett	131	102
	Aaron Rodgers	20	28	218	71.4	1	0	Brandon Jackson	75	267	3.6	Greg Jennings	53	920	17.4	AJ Hawk	105	78
2006	Brett Favre	343	613	3885	60.6	18	18	Ahman Green	266	1059	4.0	Donald Driver	92	1295	14.1	AJ Hawk	120	83
	Aaron Rodgers	6	15	46	40.0	0	0	Vernand Morency	91	421	4.6	Greg Jennings	45	632	14.0	Nick Barnett	105	62
2005	Brett Favre	372	607	3881	61.3	20	29	Samkon Gado	143	582	4.1	Donald Driver	86	1221	14.2	Nick Barnett	138	91
	Aaron Rodgers	9	16	65	56.3	0	1	Ahman Green	77	255	3.3	Antonio Chatman	49	549	11.2	Mark Roman	90	70
2004	Brett Favre	346	540	4088	64.1	30	17	Ahman Green	259	1163	4.5	Javon Walker	89	1382	15.5	Nick Barnett	123	92
	Craig Nall	23	33	314	69.7	4	0	Najeh Davenport	71	359	5.1	Donald Driver	84	1208	14.4	Na'il Diggs	80	61
2003	Brett Favre	308	471	3361	65.4	32	21	Ahman Green	355	1883	5.3	Javon Walker	41	716	17.5	Nick Barnett	112	86
	Doug Pederson	2	2	16	100.0	0	0	Najeh Davenport	77	420	5.5	Donald Driver	52	621	11.9	Na'il Diggs	87	76
2002	Brett Favre	341	551	3658	61.9	27	16	Ahman Green	286	1240	4.3	Donald Driver	70	1064	15.2	Nate Wayne	110	68
	Doug Pederson	19	28	134	67.9	1	0	Tony Fisher	70	283	4.0	Terry Glenn	56	817	14.6	Hardy Nickerson	85	49
2001	Brett Favre	314	510	3921	61.6	32	15	Ahman Green	304	1387	4.6	Bill Schroeder	53	918	17.3	Bernardo Harris	95	67
								Dorsey Levens	44	165	3.8	Antonio Freeman	52	818	15.7	Darren Sharper	94	70

BEST SINGLE SEASON

PASSING		Yds	Yrs	Gms	Att	%	TD	Int
1	Lynn Dickey	4,458	1983	16	484	59.7	32	29
2	Aaron Rodgers	4,434	2009	16	541	64.7	30	7
3	Brett Favre	4,413	1995	16	570	63.0	38	13
4	Don Majkowski	4,318	1989	16	599	58.9	27	20
5	Brett Favre	4,212	1998	16	551	63.0	31	23

RUSHING		Yds	Yr	Gms	Att	YPC	TD
1	Ahman Green	1,883	2003	16	355	5.3	15
2	Jim Taylor	1,474	1962	14	322	5.4	19
3	Dorsey Levens	1,435	1997	16	279	4.4	7
4	Ahman Green	1,387	2001	16	304	4.6	9
5	Jim Taylor	1,307	1961	14	243	5.4	15

RECEIVING		Yds	Yr	Gms	Rec	YPC	TD
1	Robert Brooks	1,497	1995	16	102	14.7	13
2	Sterling Sharpe	1,461	1992	16	108	13.5	13
3	Antonio Freeman	1,424	1998	15	84	17.0	14
4	Sterling Sharpe	1,423	1989	16	90	15.8	12
5	Javon Walker	1,382	2004	16	89	15.5	12



WR Greg Jennings

FIRST RD DC'S SINCE '91

2011	Derek Sherrod	OL	Mississippi St
2010	Bryan Bulaga	OT	Iowa
2009	BJ Raji	DT	Boston College
	Clay Matthews	LB	USC
2008	No Selection		
2007	Justin Harrell	DT	Tennessee
2006	AJ Hawk	LB	Ohio State
	Aaron Rodgers	QB	California
2005	Ahmad Carroll	CB	Arkansas
2003	Nick Barnett	LB	Oregon State
2002	Javon Walker	WR	Florida State
2001	Jamal Reynolds	DE	Florida State
2000	Bubba Franks	TE	Clemson
1999	Antwan Edwards	DB	Clemson
1998	Vonnie Holliday	DE	North Carolina
1997	Ross Verba	OT	Iowa
1996	John Michels	OT	USC
1995	Craig Newsome	DB	Arizona State
1994	Aaron Taylor	OG	Notre Dame
1993	Wayne Simmons	LB	Clemson
	George Teague	DB	Alabama
1992	Terrell Buckley	DB	Florida State
1991	Vinnie Clark	DB	Ohio State

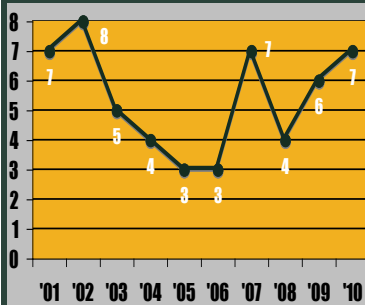
LAST FIVE COACHES

1988-91	Lindy Infante	24-40
1992-1998	Mike Holmgren	75-37
1999	Ray Rhodes	8-8
2000-2005	Mike Sherman	53-27
2006-present	Mike McCarthy	48-32

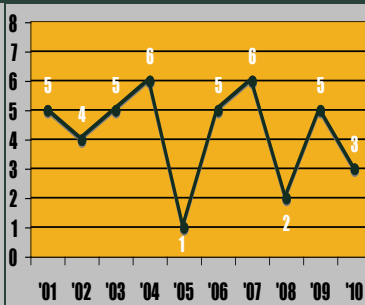
HALL OF FAME (26)

1963	Cal Hubbard, Don Hutson, Earl "Curly" Lambeau, Johnny "Blood" McNally	1977 - Forrest Gregg, Bart Starr
1964	Clarke Hinkle, Mike Michalske	1978 - Ray Nitschke
1966	Arnie Herber, Walt Kiesling	1980 - Herb Adderly
1967	Emlen Tunnell	1981 - Willie Davis, Jim Ringo
1971	Vince Lombardi	1986 - Paul Hornung
1974	Tony Canadeo	1989 - Willie Wood
1976	Len Ford, Jim Taylor	1990 - Ted Hendricks
		1991 - Jan Stenerud
		1995 - Henry Jordan
		2003 - James Lofton
		2006 - Reggie White

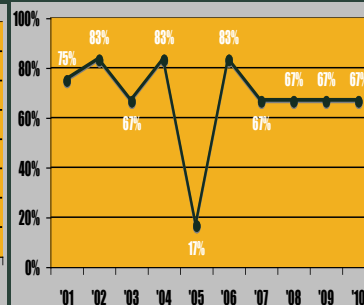
HOME WINS



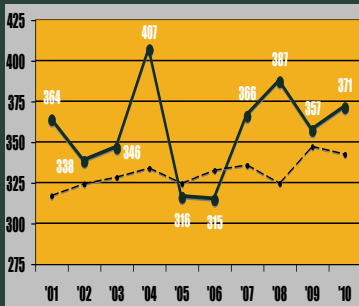
AWAY WINS



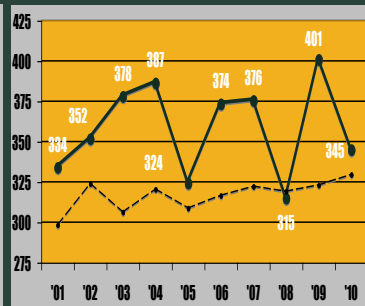
DIVISION RECORD



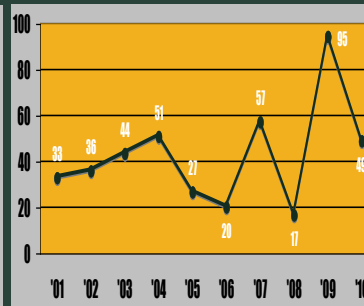
HOME YPG



AWAY YPG



YPG DIFFERENTIAL



PLAYOFF STATS LAST 10 GAMES

YR	RD	TEAM	SCORE
2010	SB	† PIT	31-25
2010	CF	@ CHI	21-14
2010	CSF	@ ATL	48-21
2010	WC	@ PHI	21-16
2009	WC	@ ARZ	45-51
2007	CF	NYG	20-23 (OT)
2007	CSF	SEA	42-20
2004	WC	MIN	17-31
2003	CF	@ PHI	17-20
2003	WC	SEA	33-27 (OT)

OFFENSE

FD	Rush-YDS	AVG	CO-ATT	YDS	VS
15	13-50	3.8	24-39	288	3
23	32-120	3.8	17-30	236	1
28	31-96	3.1	31-36	346	2
20	32-138	4.3	18-27	171	2
32	20-89	4.5	28-42	423	5
13	14-28	2.0	19-35	236	0
25	35-235	6.7	18-23	173	1
24	29-105	3.6	22-33	201	2
16	37-210	5.8	15-28	171	1
22	32-78	2.4	26-38	319	0